



NAUVIS



NAUVIS ORBIT



Station picker

Destination:
☒ List destinations alphabetically

All locations
Station:

Nauvis Load
Nauvis Orbit Drop off
Nauvis ↑
Nauvis ↓

Locomotive

Schedule

Fuel

Automatic ☐ Manual ☒

Nauvis Load

15 s passed

+ Add wait condition


Nauvis ↑

30 s passed

+ Add wait condition

+ Add station

Disabled by script


6.10

100%

Settings

Nauvis

Status: Operational, maintenance paused

Parts: 1165 / 1138

Parts costs: 4.0613/minute
+0.0034 * (5 + item stacks) up
+0.0007 * (5 + item stacks) down

Energy: 10000MJ / 10000MJ

Minimum energy: 2500MJ

Electricity transfer direction: Down ☐ Up ☒

☐ Force contained carriages forwards

View opposite end

Ride

